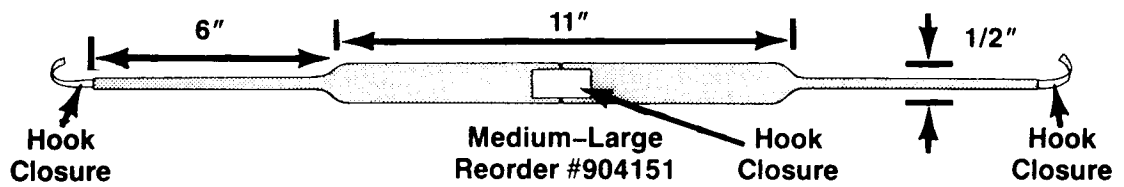
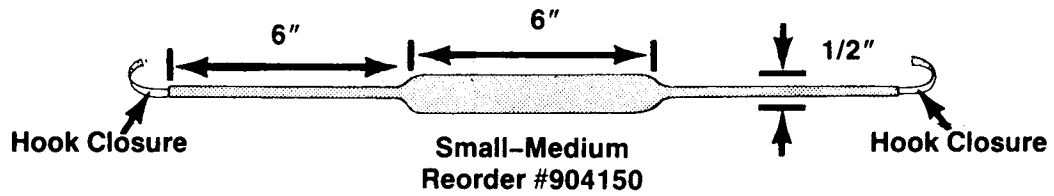


Trach Tube Ties

Reorder #	Size	Unit
<input type="checkbox"/> 904150	Small-Medium (Neck 8"-18")	Dozen
<input type="checkbox"/> 904151	Medium-Large (Neck 16"-23")	Dozen



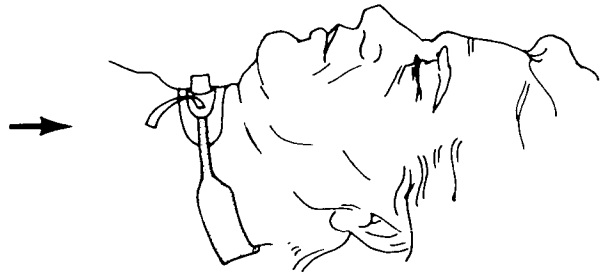
PURPOSE

These easy-to-apply neck collars are designed to be used with all tracheostomy tubes. Sold in packages of one dozen units, the Trach Tube Ties are available in two sizes: Small-Medium for neck sizes 8 to 18 inches and Medium-Large for neck sizes 16 to 23 inches.

APPLICATION

STEP 1

Thread the "hook" closure tape through the slot on one side of the tracheostomy tube. Secure by pressing the "hook" fabric against the "loop" fabric.



STEP 2

Bring the collar behind the patient's neck. Thread the other "hook" closure tape through the slot on the opposite side of the tracheostomy tube. Secure by pressing the "hook" fabric against the "loop" fabric.



DO NOT LAUNDRER

SIZE ADJUSTMENT

The **Small-Medium** Trach Tube Tie may be shortened by knotting the narrow neck straps. The **Medium-Large** Trach Tube Tie may be shortened by adjusting the "hook" closure that joins the two sections of the collar.