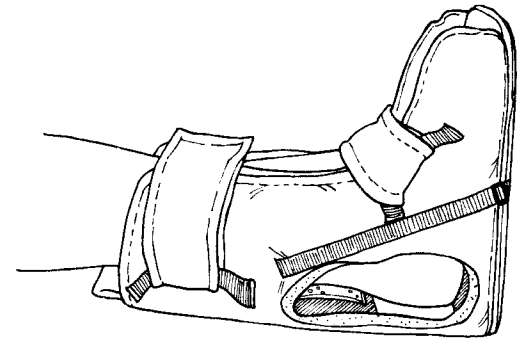


# HEEL-FLOAT WALKER BOOT

| Reorder # | Size            | Unit |
|-----------|-----------------|------|
| 503142    | Small           | Each |
| 503143    | Medium          | Each |
| 503144    | Large/Bariatric | Each |

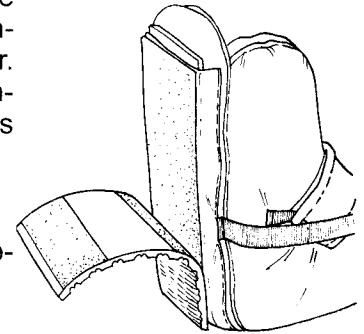


## Purpose

Ski-Care's Heel-Float Walker Boot floats the heel over an air cavity to prevent pressure sores from forming or aid in the healing of existing sores. It includes a detachable non-slip tread pad that permits limited ambulation and facilitates bed/wheelchair transfer. The foot support combines a rigid plastic insert with flexion-limiting straps that maintain the foot at a 90° angle. A gel insert beneath the ankle relieves pressure and cools the skin.

## Application

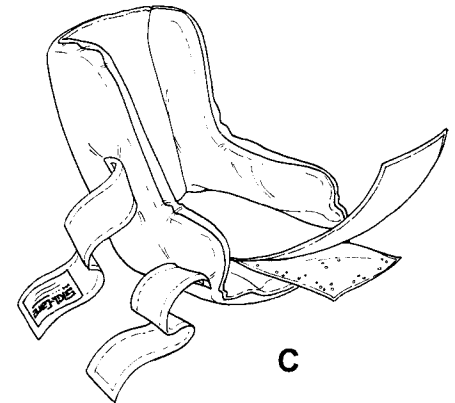
The Heel-Float Walker Boot may be used for either the right or left foot. Select the proper size for your patient.



B

## Bed

1. Remove the detachable non-slip tread pad (Illustration B). For infection control purposes, the tread pad must be removed before patient's foot is placed on the bed.
2. Place the patient's lower extremity in the boot. Make certain that the heel is suspended over the air cavity (Illustration A).
3. Secure the Velcro<sup>®</sup> ankle and toe straps as shown in illustration A.



C

## Ambulation and Transfer

1. Seat patient on side of bed.
2. Attach non-slip tread pad (Illustration B).
3. Ambulate or transfer patient according to your facility's policies and procedures.
4. Remove tread pad before placing patient's foot on bed.

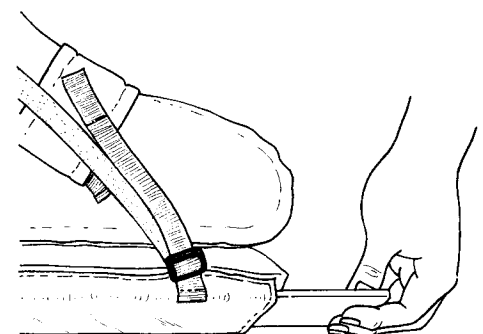
## Important

Remove the Heel Float every 8 to 12 hours and check for ischemia or discoloration.

## Easy Care

The Heel Float Walker Boot is launderable and may be washed and dried at temperatures that do not exceed 180°F (82°C). Do not use chlorine bleach. For infection control purposes, the outer nylon cover should be cleaned using a spray-and-wipe cleanser and disinfected with a non-chlorine disinfectant when patient is returned to bed.

Remove gel insert (Illustration C) and plastic foot support insert (Illustration D) before laundering.



D

## Guarantee

The Heel-Float Walker Boot is guaranteed against defects in materials and workmanship under conditions of normal use for six months following date of purchase.