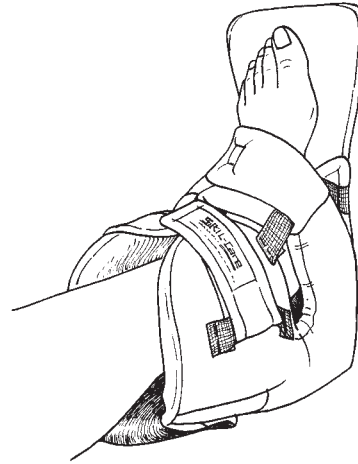


# HEEL-FLOAT PLUS<sup>+</sup>

Reorder #	Size	Unit
503044	Small (3" Wide)	Each
503045	Medium (4" Wide)	Each
503046	Large/Bariatric (5" Wide)	Each

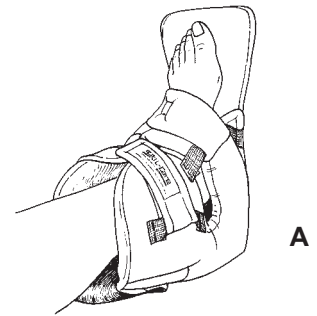


## Purpose

Skil-Care's Heel-Float Plus is designed to prevent pressure sore formation by eliminating pressure on the heel, bunion, and malleoli. It provides maximum air circulation to aid in the healing of existing pressure ulcers. A water-based gel pack relieves pressure beneath the ankle. The Heel-Float Plus also features a rigid insert that prevents foot-drop.

## Application

1. Place foot inside boot. The heel should be suspended over the air cavity and the malleoli should be aligned with the cutouts on the left and right sides.
2. Secure the Velcro<sup>R</sup> straps across the ankle and foot. Make certain that the foot strap is positioned below the bunion. (Illustration A)

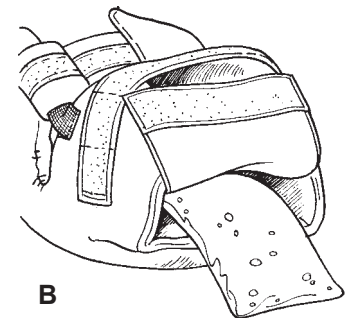


## Important

Remove the Heel-Float Plus every 8 to 12 hours and check patient's foot for ischemia or discoloration.

## Gel-Pack

The water-based gel pack may be used for hot/cold therapy. For heat therapy, warm the gel pack in water. Do not microwave. For cold therapy, cool the gel pack in a refrigerator. Do not freeze. The gel pack is easily removed by opening the flap as the back of the Heel-Float Plus. (Illustration B)



## Easy Care

The Heel-Float Plus may be washed and dried at temperatures that do not exceed 180°F (82°C). Remove gel pack (see above) and rigid foot insert (Illustration C) before laundering.

## Six-Month Guarantee

Skil-Care's Heel-Float Plus is guaranteed to be free from defects in materials and workmanship under conditions of normal use for a period of six following purchase. Skil-Care will replace any Heel-Float Plus found to be defective within that time period. Call Skil-Care customer service at 800-431-2972 for information about replacement of a defective Heel-Float Plus.

